



Travel to
Wanborough Primary School



Modeshift STARS is a national schools award scheme supported by the Department of Transport. Recognising schools demonstrating excellence in sustainable travel, which includes cycling and walking. To find out more about the awards visit www.modeshiftstars.org

Wanborough Primary achieved:

Wanborough Primary School
The Beanlands, Wanborough,
Swindon, SN4 0EJ
01793 790269
www.wanboroughprimary.org

Why walk to school?

Walking is a good form of exercise. Children that walk to school often arrive more relaxed and ready to learn. Walking can be good to gather your thoughts. If you have had a hard day, walking home can give you time to let off steam. Walking to school can be a good time to talk with your family. You could also arrange to meet up with friends and walk together to make it a social occasion. Walking is good for the local environment and helps reduce congestion and pollution.

Cycle or scooter to school

We have a bicycle shed inside the school perimeter where you can leave your bike or scooter – bring your own lock to be extra secure! If you're cycling or scooting to school, be careful around the school entrance, and make sure you get off your bike before entering by the gate to the right of the car entrance.

Safe cycling is great way to travel and get exercise, so Wanborough Primary offers professional Bikeability training to older pupils.



'Walking is a nice breath of fresh air before we go to work hard in lessons'
Y6 Boy



5 Minute Walk Zone

This map shows the area of the village where you can expect your walking time to be about 5 minutes. Exact timing will vary, but you can see that almost all the area enclosed by the High Street, Rotten Row and Kite Hill is included. If you live just outside this ring, please still give it a go! When you consider how long it takes to load and belt up your children in the car and then find a parking place at school, you may discover it's quicker to walk, plus you all benefit from the other advantages of walking! A detailed map of footpaths and roads with pavements is on the school website.



Wanborough Primary School

When Wanborough School was built in 1991, most the journeys to school were on foot, from the houses nearby. In recent years, families have come to the school from a wider area, with a consequent increase in car journeys and parking problems.

More people trying to park around the school results in greater danger to all children and inconvenience to local residents.

We are keen to work with everyone, for the benefit of both the school and the wider community, so we ask you to read this leaflet and refer to the map.

'I like walking with my family, it's really fun walking, I don't like going in cars' Y3 boy

Park & Stride

Even if you live too far away from school to walk all the way, you can get the advantages of walking by parking at Hooper's Field and walking the direct footpath to school – see the route on the map.



'I like to walk to school with my mates because we can chat and stuff – it's just fun'
Y5 Boy



Wanborough Primary School

Parking

If you cannot avoid driving, please take extreme care around the school entrance. There is a mandatory 20mph speed limit at school arrival and collection times – you may need to reduce your speed further. Parking and U-turns are not allowed in the area of the school gate or the areas marked by white lines. Remember, small children do not have as much visibility as adults, therefore even a brief 'drop and run' can cause obstruction and danger. Also, please be considerate to local residents and do not obstruct entrances and pavements.







One-Way

Please follow our informal 'One-Way' route shown on the map, it's quicker than fighting against the flow of traffic and you come out only a few hundred yards further down Kite Hill. Please be aware of pedestrians along this route. We are encouraging local residents to use this one-way too. Only school staff and a limited number of parents with specific permission from the school are allowed to use the school car park.



'I enjoy walking with my mummy'
Reception Girl

KEY

-  School entrance
-  Public right of way
-  Park & Stride
-  Park & Stride walking route
-  Local bus stop
-  Informal one-way system for drivers